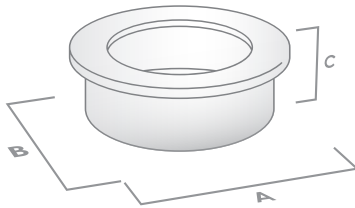




FLUSH

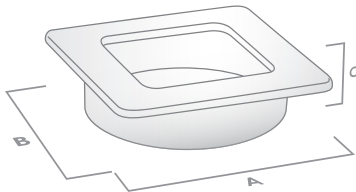
The Minimal Collection

Round Flush Pull



Code	Diameter (A)	Depth (C)	Cut-out (B)	Finish
764.030.04	30mm	12mm	25mm	Matt Black
764.030.06	30mm	12mm	25mm	Polished Chrome
764.030.15	30mm	12mm	25mm	Satin Chrome
764.030.25	30mm	12mm	25mm	Matt White
764.040.04	40mm	12mm	35mm	Matt Black
764.040.06	40mm	12mm	35mm	Polished Chrome
764.040.15	40mm	12mm	35mm	Satin Chrome
764.040.25	40mm	12mm	35mm	Matt White

Square Flush Pull



Code	Diameter (A)	Depth (C)	Cut-out (B)	Finish
768.039.04	39mm	12mm	35mm	Matt Black
768.039.06	39mm	12mm	35mm	Polished Chrome
768.039.15	39mm	12mm	35mm	Satin Chrome
768.039.25	39mm	12mm	35mm	Matt White
768.050.04	50mm	12mm	44mm	Matt Black
768.050.06	50mm	12mm	44mm	Polished Chrome
768.050.15	50mm	12mm	44mm	Satin Chrome
768.050.25	50mm	12mm	44mm	Matt White

Available Finishes:



Matt Black



Polished Chrome



Satin Chrome




Matt White



FLUSH


The Minimal Collection

Oval Flush Pull



Code	Length (A)	Width (B)	Depth (C)	Cut-out	Finish
764.150.03	150mm	40mm	12mm	25 x 101mm	Antique Brass
764.150.06	150mm	40mm	12mm	25 x 101mm	Polished Chrome
764.150.15	150mm	40mm	12mm	25 x 101mm	Satin Chrome

Rectangle Flush Pull



Code	Length (A)	Width (B)	Depth (C)	Cut-out	Finish
776.145.06	145mm	50mm	13mm	40 x 139mm	Polished Chrome
776.145.15	145mm	50mm	13mm	40 x 139mm	Satin Chrome

Available Finishes:



Antique Brass



Polished Chrome



Satin Chrome