


TS.7306

Heavy Duty Floor Spring



Product Overview

Having a cam and roller mechanism on the vary-power floor spring brings another Rutland product to the forefront of the floor springs. Using one unit to suit all needs saves time and can be adjusted with micro measurement and ease.


Specification Overview



Max Door Weight 300kg




Opening Angle 150°



Max Door Width 1450mm



Adjustable Closing Speed



Universal Application



Power Size EN3-6



Adjustable Latch Speed



Back Check (optional)



Guarantee

Options

- Back check
- Hold-open (Not to be used on fire doors)
- Single or double action arms available
- SSS, PVD finishes available
- Door straps to remain the same but with **Pivot Set PS.190**
- Drive spindles: 3, 5, 8, 10, 13, 15, 18, 23, 48mm

Note: Push or pull side of the door subject to rebate distances

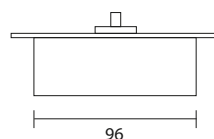
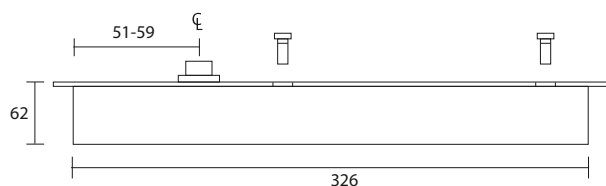


Range of spindles available as optional extras.

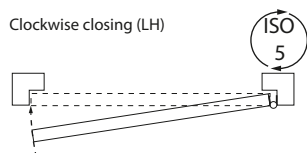


FS 598473

All dimensions shown are in mm.



Clockwise closing (LH)



Anti-clockwise closing (RH)

